

WS54 See-Thru Indoor-Outdoor



Ultimate landscape performance inside and out.

Create a dramatic fireplace experience and connect both indoor and outdoor environments with the new Town & Country WS54 Indoor-Outdoor See-Thru gas fireplace.


Because ordinary is not an option when creating a luxury space, Town & Country sets the benchmark for design and installation flexibility. With Design-A-Fire, Town & Country's interchangeable system of interior firebox panels and burner options, you have the freedom to design behind the glass and transform every aspect of your space.

PRODUCT FEATURES

- Expansive widescreen format with huge ceramic disappearing glass
- Cool glass technology, exterior
- 316 Marine Grade Stainless Steel exterior surround
- Integrated Micro-Mesh Safety Screen, Interior
- Create your perfect fire inside the firebox with Design-A-Fire
- Overhead LED Interior Lighting
- Up-lighting available with Diamond Burner Option
- Natural gas or propane
- Power Vented
- Superior materials and construction
- Full integration with Smart Home Control Systems
- Pre-manufactured wall system includes insulated steel stud exterior wall with pre-mounted wallboard, factory installed flashing, integrated crane and forklift holds
- Total square inches of viewing area: 740
- BTU Input NG/LP: 61,000 high, 39,000 low
- Efficiency 30.7% (Based on CPSA P.4.1-15)

Please note: Due to elevation and fuel type, flame characteristics may not be exactly as shown.

FIREBOX PANEL OPTIONS




BLACK PORCELAIN



COFFEE BEAN BROWN PORCELAIN



COPPER PORCELAIN



TITANIUM PORCELAIN


BURNER OPTIONS



LONG BEACH LOGSET




BLACK DIAMOND BURNER



TUMBLING GLASS IN 4 COLORS

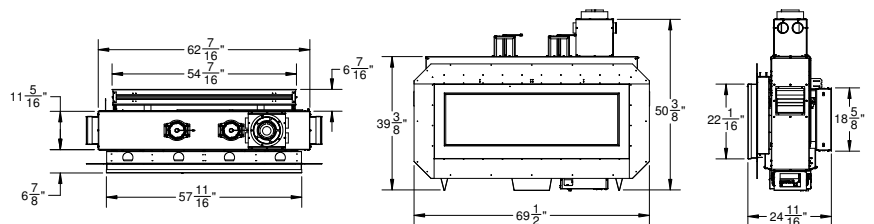


TRANQUILITY BURNER



RIVER ROCK IN 3 FINISHES

DIMENSIONS (SERIES D)



Weight: 716 lbs.