




opti-myst

Electric Fireplaces

Dimplex[®]

Features



Opti-myst® Flame Effect

Revolutionary ultrasonic technology produces a fine mist to create the illusion of flames and smoke.



Customizable Flame Width

Includes spacers and slots for customizable flame width and pattern.



Single or Double-sided

Includes removable glass backer panel for easy conversion. (GBF1000-PRO / GBF1500-PRO)



Adjustable Flame Intensity

Control the desired volume of flame.



Continuous Water Supply

Optional plumb water supply kit (CDFIPLUMB-KIT) provides continuous operation without refilling water tanks.



Media Options

Includes media tray that can be customized with almost any media (not included). Optional inner glow logs, black rocks, river rocks and driftwood accessory kits available.



Crackling Sound Effects

Enjoy a complete sensory experience with the sound of a wood fire.



Sight and Sound Remote

Control the flames and crackling sound effects at the touch of a button.



Frame, Wire and Finish

Basic installation requires fewer tradespeople, no gas lines, venting or chimney.



Zero Emissions

The most sustainable fireplace option; no emissions and 100% efficient.



Energy Efficient

Uses low-energy LED lights for low-cost operation.

Built-in Electric Fireboxes



Opti-myst® Pro 1500 Built-in Electric Firebox

GBF1500-PRO

65" x 31-3/4" x 16-1/4" (WxHxD)

165.0 cm x 80.5 cm x 41.2 cm

120 V | 1,460 W | 4,981 BTU



Single or Double Sided



Sight and Sound Remote



Customization



2-year Limited Warranty

**Opti-myst® Pro 1000
Built-in Electric Firebox**

GBF1000-PRO

46-5/8" x 31-3/4" x 16-1/4" (WxHxD)

118.4 cm x 80.5 cm x 41.2 cm

120 V | 1,460 W | 4,981 BTU

- 🔥 **Single or Double Sided**
- 📺 **Sight and Sound Remote**
- ⚙️ **Customization**
- 🛡️ **2-year Limited Warranty**



Customizable Flame

Shown with slot inserts for a contemporary ribbon of flame. (GBF1000-PRO or GBF1500-PRO)



Customizable Flame

Shown with spacer inserts for a more organic flame. (GBF1000-PRO or GBF1500-PRO)



Enclosed See-through design

Optional back glass pane (GBF1000-GLASS or GBF1500-GLASS).

The easiest way to turn designs into reality

Almost everything about Opti-myst is customizable: installation length, number of visible sides, flame shape, and the media bed. And with no venting or gas lines to worry about the possibilities are endless.

Exclusive cool mist flame technology

Next generation Opti-myst flames are bigger and allow customizable patterns to suit the installation. Opti-myst is also the only water-based flame technology that is safe to touch.

Simply frame-and-go

Opti-myst is ideal for any location and any surface or finishing material. Whether above or below grade, on an inside or outside wall, simple framing and electrical connection is all that's required.

Built-in Electric Cassettes

Opti-myst® Pro 1000 Built-in Electric Cassette





CDFI1000-PRO

**No heater included*

40-1/8" x 9-1/2" x 12" (WxHxD)

101.8 cm x 24.1 cm x 30.3 cm

120 V | 460 W | 1,569 BTU

-  **Sight and Sound Remote**
-  **Crackling Sound Effect**
-  **Customization**
-  **2-year Limited Warranty**



Built-in Electric Cassettes

Opti-myst® Pro 500 Built-in Electric Cassette





CDFI500-PRO

**No heater included*

20" x 9-1/2" x 12" (WxHxD)


50.8 cm x 24.1 cm x 30.5 cm

120 V | 230 W | 785 BTU

-  **Sight and Sound Remote**
-  **Crackling Sound Effect**
-  **Customization**
-  **2-year Limited Warranty**



Specialty Features

-  **Heat-free Operation**
Designed with the sole purpose of providing a stunning visual flame feature.
-  **Modular Design**
Multiple 20" (50.8 cm) and 40" (101.8 cm) cassettes can be combined in series to achieve the desired length for dramatic linear installations impossible to achieve with gas fires.
-  **All-day Flames**
Fill the water tank with tap water and enjoy up to 8 hours of continuous flames.




Black Rock Accessory Kit
CDFI500-BLKRCK
CDFI1000-BLKRCK
CDFI1500-BLKRCK



River Rock Accessory Kit
CDFI500-RVRCK
CDFI1000-RVRCK
CDFI1500-RVRCK



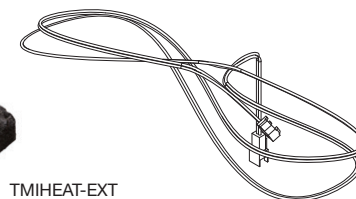
Driftwood Accessory Kit
CDFI500-DWSKIT
CDFI1000-DWSKIT
CDFI1500-DWSKIT




Plumbing Kit
CDFIPLUMB-KIT



CDFILOG
Pro 500 Log Kit
CDFILOG-KIT
Pro 1000 Log Kit (includes two pieces)
CDFILOG-KIT3
Pro 1500 Log Kit (includes three pieces)



TMIHEAT-EXT
10' (3m) extension wire connects the heater to an Opti-myst cassette to allow remote control application.
(For use with GBF1000-PRO & GBF1500-PRO)



Rear Glass Pane
GBF1000-GLASS
GBF1500-GLASS



Direct-wire Heater Accessory
CDFI-TMHEAT



120 V Plug Kit
CDFI-PLUGKIT

Your authorized Dimplex dealer:

For more information and product specifications, please visit dimplex.com

Visit us online at: www.dimplex.com



Enhancing the moments that matter in life.

